



MINUTEMAN REGIONAL VOCATIONAL TECHNICAL HIGH SCHOOL

Athletic Complex Project Phase I Update



MASTER PLAN (FULL BUILD) OVERVIEW



STADIUM TRACK AND FIELD

- COMPETITION TRACK AND TRACK EVENTS
- MULTI-USE SYNTHETIC TURF FIELD
- TRACK AND FIELD LIGHTING
- VEHICLE TURN AROUND AND DROP-OFF

SOFTBALL FIELD

- SYNTHETIC TURF VARSITY SOFTBALL FIELD
- SYNTHETIC TURF HALF-SIZE FIELD IN OUTFIELD
- DUGOUTS, BULLPENS, & BATTING CAGE
- BLEACHERS
- FIELD LIGHTING

ATHLETIC BUILDING AND BLEACHERS

- 1,200 SEAT BLEACHERS
- PRESS BOX
- RESTROOMS
- CONCESSIONS
- TEAM ROOMS
- STORAGE

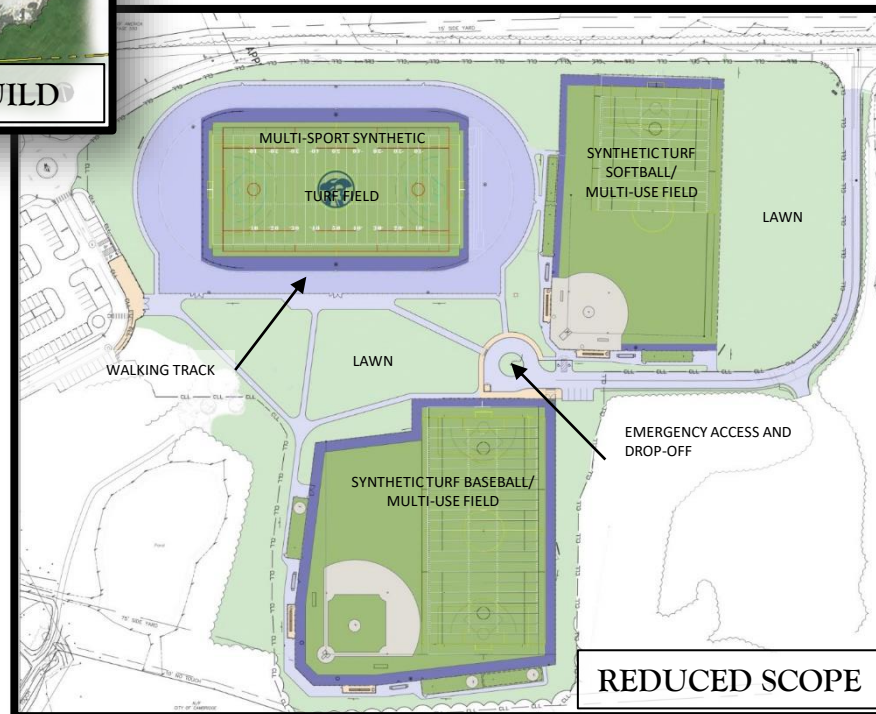
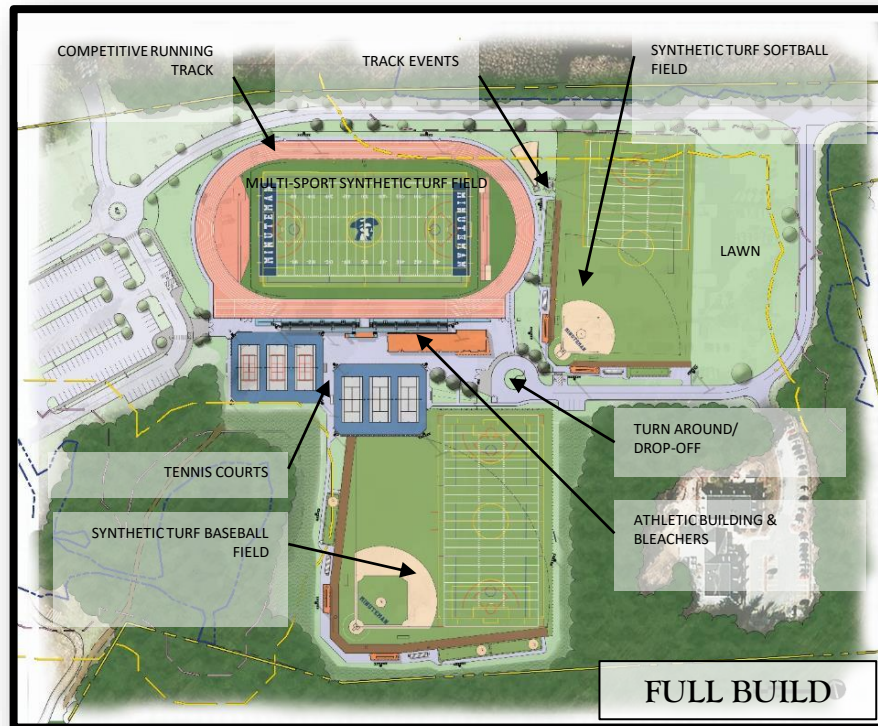
TENNIS COURT

- 6 TENNIS COURTS
- COURT LIGHTING

BASEBALL FIELD

- SYNTHETIC TURF VARSITY BASEBALL FIELD
- SYNTHETIC TURF FULL-SIZE FIELD IN OUTFIELD
- DUGOUTS, BULLPENS, & BATTING CAGE
- BLEACHERS
- FIELD LIGHTING

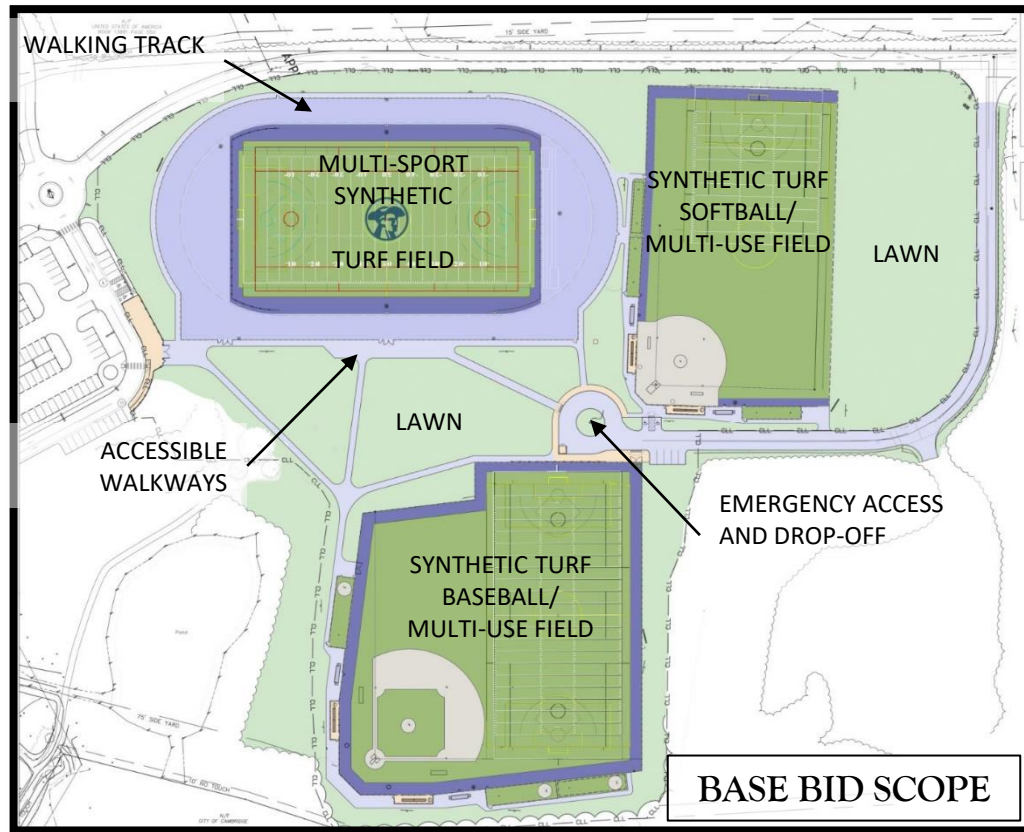
PROJECT SCOPE REDUCTION



DESIGN CONSIDERATIONS

- EACH FIELD MUST MEET NATIONAL FEDERATION OF STATE HIGH SCHOOL ASSOCIATIONS (NFHS) REQUIREMENTS
- PROVIDE A SAFE FACILITY FOR ATHLETES, SPECTATORS, & VISITORS
- MAXIMIZE REVENUE POTENTIAL THROUGH RENTALS
- MINIMIZE IMPACT TO APPROVED SITE PLAN
- ≤ \$5,915,000

PROJECT BASE BID SCOPE



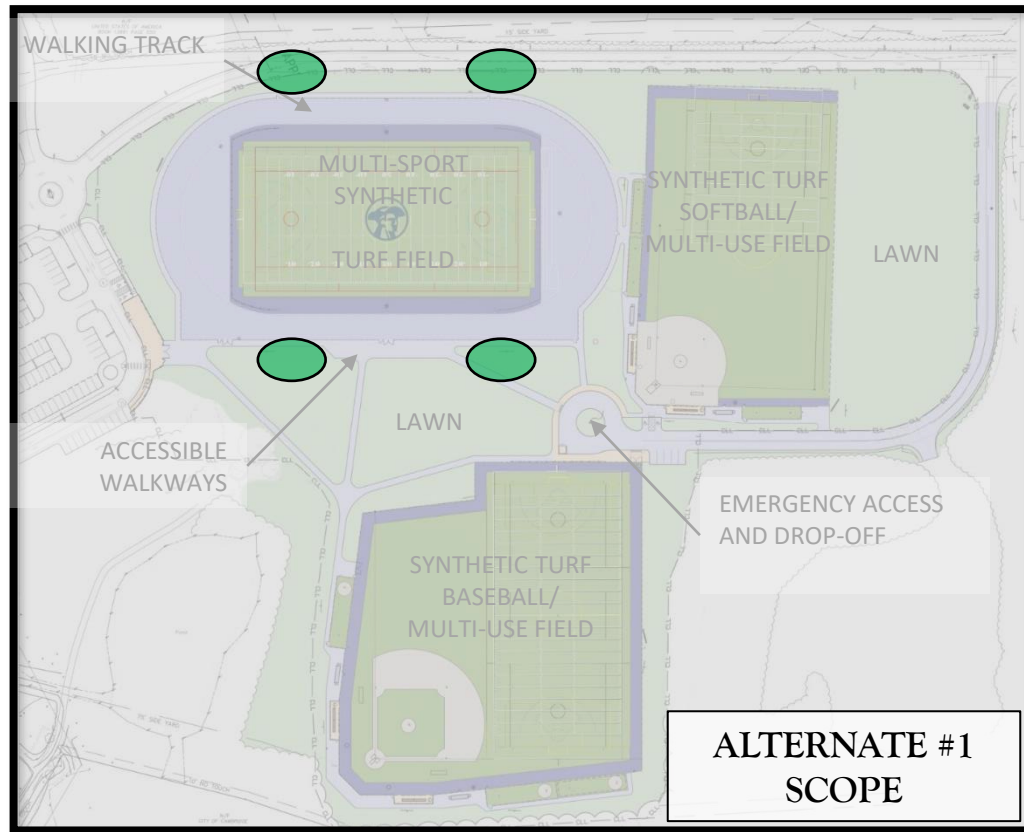
DESIGN CONSIDERATIONS

- EACH FIELD MUST MEET NATIONAL FEDERATION OF STATE HIGH SCHOOL ASSOCIATIONS (NFHS) REQUIREMENTS
- PROVIDE A SAFE FACILITY FOR ATHLETES, SPECTATORS, & VISITORS
- MAXIMIZE REVENUE POTENTIAL THROUGH RENTALS
- MINIMIZE IMPACT TO APPROVED SITE PLAN
- ≤ \$5,915,000

BASE BID SCOPE

- MULTI-SPORT SYNTHETIC TURF STADIUM FIELD & EQUIPMENT
- ASPHALT WALKING TRACK & SPECTATOR FENCING
- SYNTHETIC TURF SOFTBALL/ MULTI-USE FIELD, DUGOUTS, BULLPENS, & BATTING CAGE
- SYNTHETIC TURF BASEBALL/ MULTI-USE FIELD, DUGOUTS, BULLPENS, & BATTING CAGE
- EMERGENCY VEHICLE ACCESS & VISITOR VEHICLE DROP-OFF/ PICK-UP LOOP
- ACCESSIBLE WALKWAYS, SAFETY NETTING, & SPECTATOR VIEWING AREAS
- MAINTENANCE EQUIPMENT
- SCOREBOARDS & UTILITIES FOR EACH FIELD

PROJECT BID ALTERNATES SCOPE



DESIGN CONSIDERATIONS

- EACH FIELD MUST MEET NATIONAL FEDERATION OF STATE HIGH SCHOOL ASSOCIATIONS (NFHS) REQUIREMENTS
- PROVIDE A SAFE FACILITY FOR ATHLETES, SPECTATORS, & VISITORS
- MAXIMIZE REVENUE POTENTIAL THROUGH RENTALS
- MINIMIZE IMPACT TO APPROVED SITE PLAN
- ≤ \$5,915,000

ALTERNATE #1

- STADIUM FIELD LIGHTING

ALTERNATE #2

- SOFTBALL/ MULTI-USE FIELD LIGHTING

ALTERNATE #3

- BASEBALL/ MULTI-USE FIELD LIGHTING

ALTERNATE #4

- COMPETITIVE RUNNING TRACK AND TRACK EVENTS

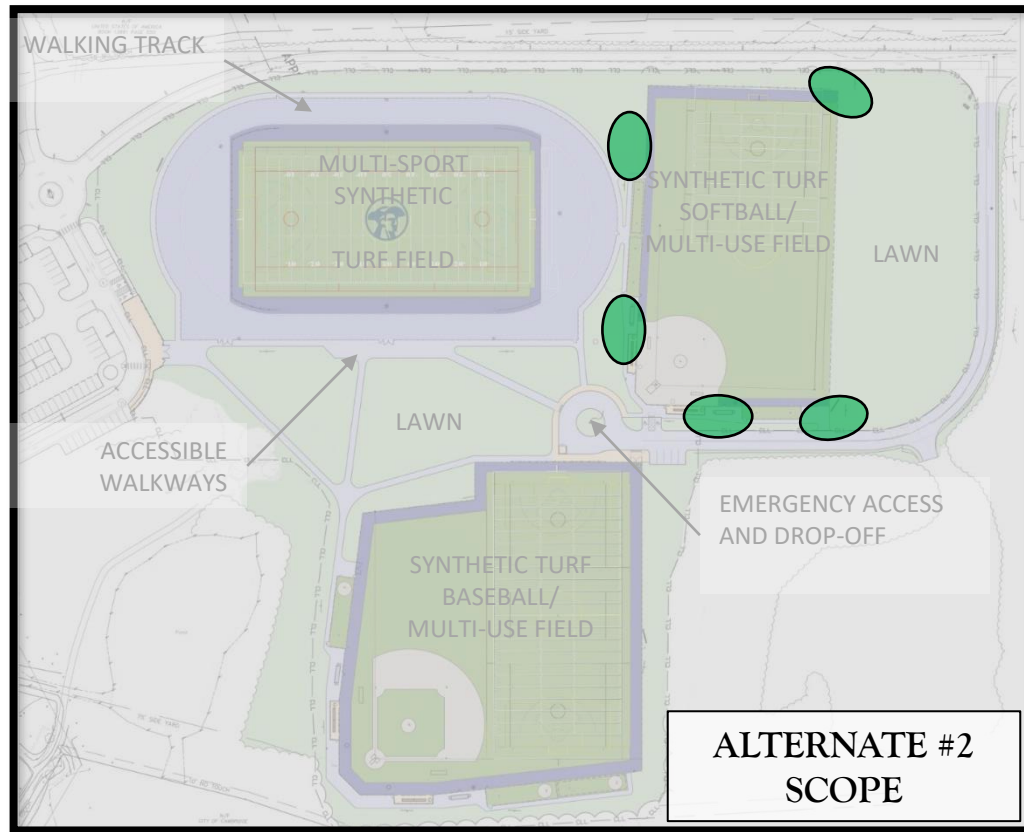
ALTERNATE #5

- NON-FIXED TRACK EQUIPMENT

ALTERNATE #6

- PERIMETER FENCING

PROJECT BID ALTERNATES SCOPE



DESIGN CONSIDERATIONS

- EACH FIELD MUST MEET NATIONAL FEDERATION OF STATE HIGH SCHOOL ASSOCIATIONS (NFHS) REQUIREMENTS
- PROVIDE A SAFE FACILITY FOR ATHLETES, SPECTATORS, & VISITORS
- MAXIMIZE REVENUE POTENTIAL THROUGH RENTALS
- MINIMIZE IMPACT TO APPROVED SITE PLAN
- ≤ \$5,915,000

ALTERNATE #1

- STADIUM FIELD LIGHTING

ALTERNATE #2

- SOFTBALL/ MULTI-USE FIELD LIGHTING

ALTERNATE #3

- BASEBALL/ MULTI-USE FIELD LIGHTING

ALTERNATE #4

- COMPETITIVE RUNNING TRACK AND TRACK EVENTS

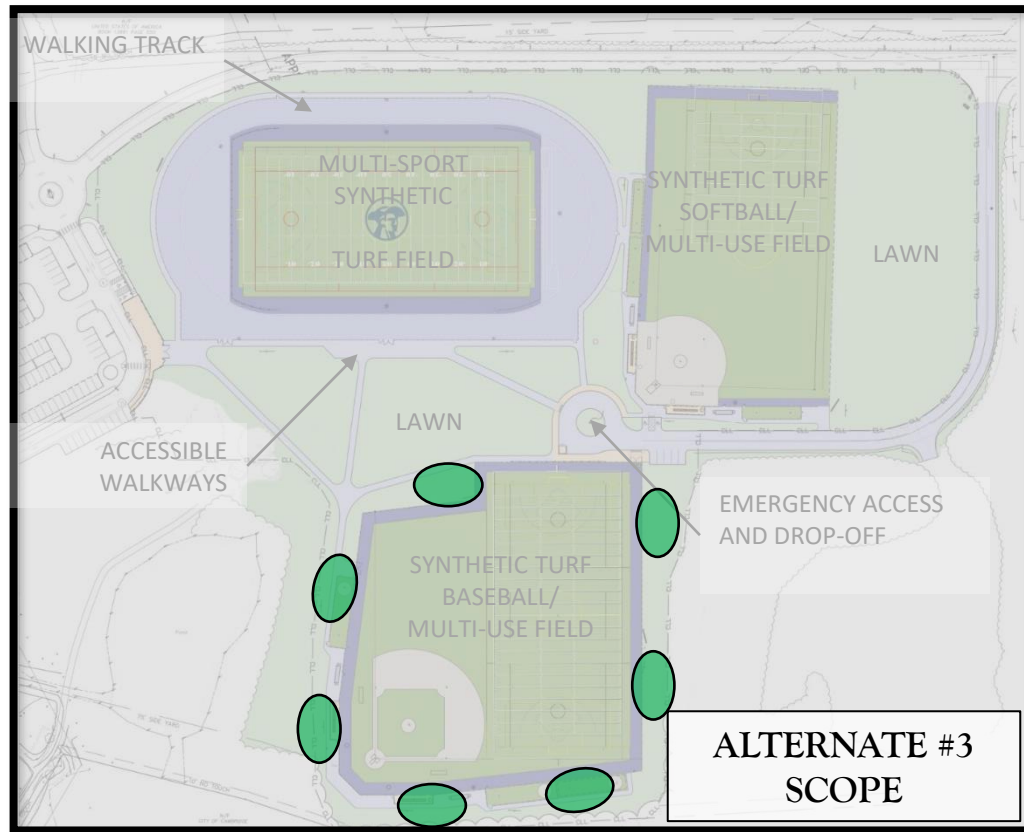
ALTERNATE #5

- NON-FIXED TRACK EQUIPMENT

ALTERNATE #6

- PERIMETER FENCING

PROJECT BID ALTERNATES SCOPE



DESIGN CONSIDERATIONS

- EACH FIELD MUST MEET NATIONAL FEDERATION OF STATE HIGH SCHOOL ASSOCIATIONS (NFHS) REQUIREMENTS
- PROVIDE A SAFE FACILITY FOR ATHLETES, SPECTATORS, & VISITORS
- MAXIMIZE REVENUE POTENTIAL THROUGH RENTALS
- MINIMIZE IMPACT TO APPROVED SITE PLAN
- ≤ \$5,915,000

ALTERNATE #1

- STADIUM FIELD LIGHTING

ALTERNATE #2

- SOFTBALL/ MULTI-USE FIELD LIGHTING

ALTERNATE #3

- BASEBALL/ MULTI-USE FIELD LIGHTING

ALTERNATE #4

- COMPETITIVE RUNNING TRACK AND TRACK EVENTS

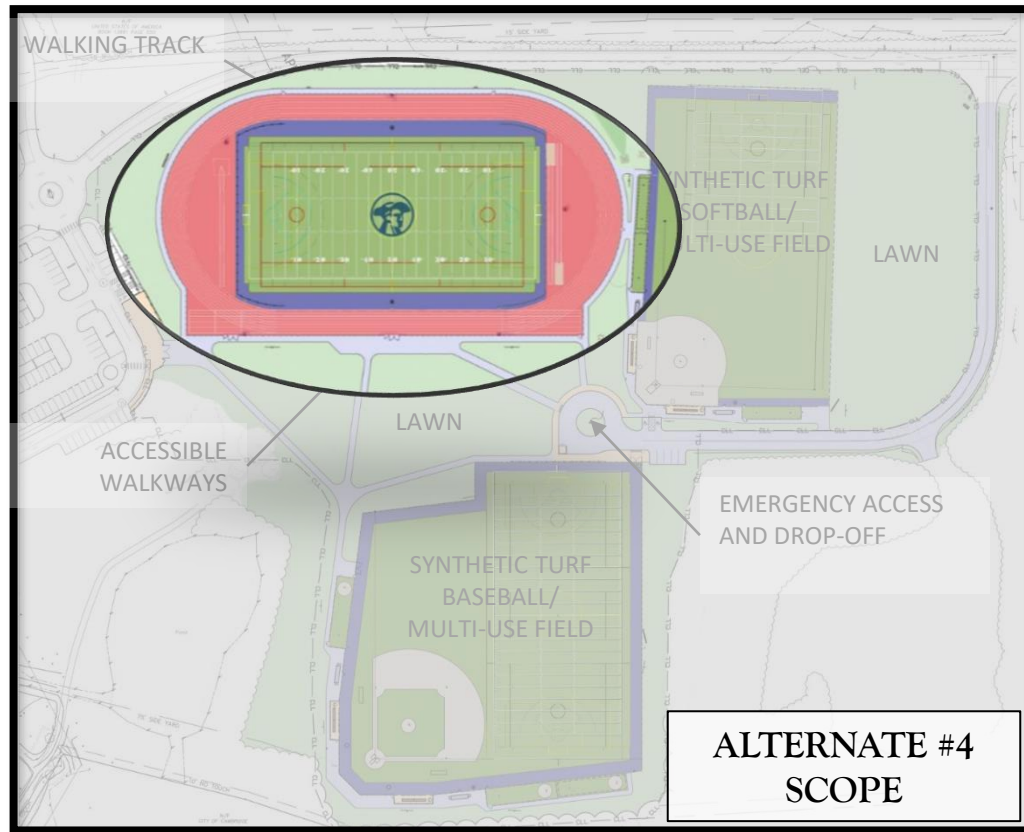
ALTERNATE #5

- NON-FIXED TRACK EQUIPMENT

ALTERNATE #6

- PERIMETER FENCING

PROJECT BID ALTERNATES SCOPE



DESIGN CONSIDERATIONS

1. EACH FIELD MUST MEET NATIONAL FEDERATION OF STATE HIGH SCHOOL ASSOCIATIONS (NFHS) REQUIREMENTS
2. PROVIDE A SAFE FACILITY FOR ATHLETES, SPECTATORS, & VISITORS
3. MAXIMIZE REVENUE POTENTIAL THROUGH RENTALS
4. MINIMIZE IMPACT TO APPROVED SITE PLAN
3. ≤ \$5,915,000

ALTERNATE #1

- STADIUM FIELD LIGHTING

ALTERNATE #2

- SOFTBALL/ MULTI-USE FIELD LIGHTING

ALTERNATE #3

- BASEBALL/ MULTI-USE FIELD LIGHTING

ALTERNATE #4

- COMPETITIVE RUNNING TRACK AND TRACK EVENTS

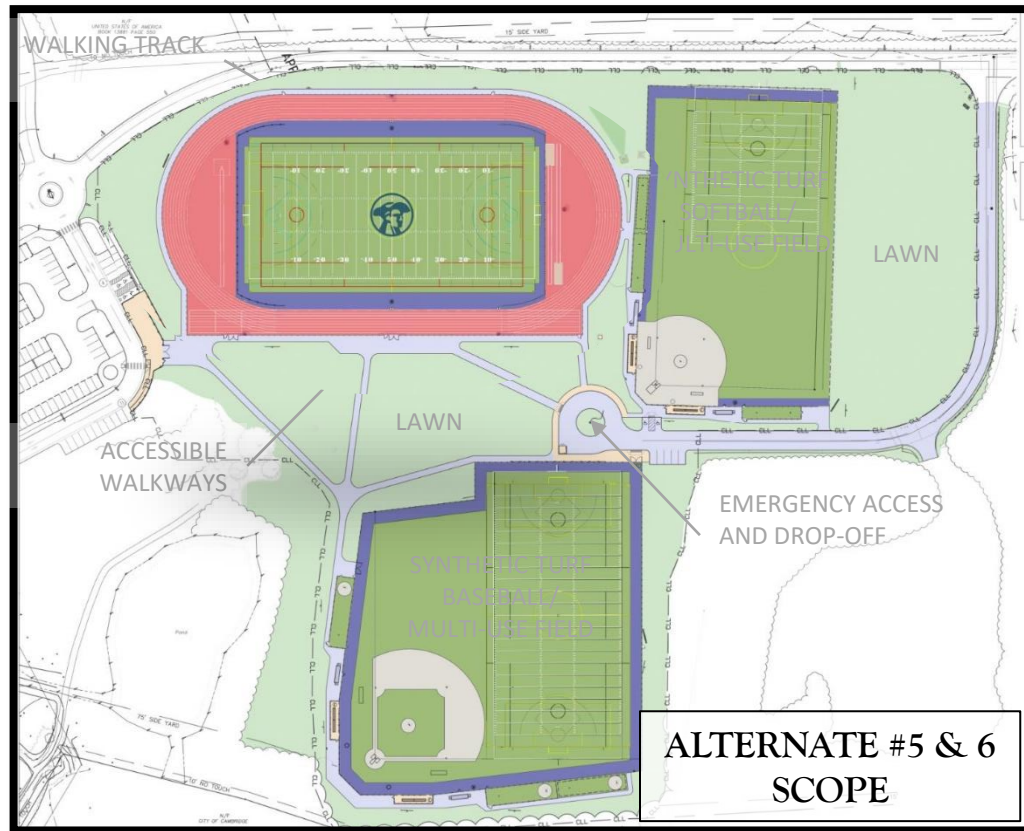
ALTERNATE #5

- NON-FIXED TRACK EQUIPMENT

ALTERNATE #6

- PERIMETER FENCING

PROJECT BID ALTERNATES SCOPE



DESIGN CONSIDERATIONS

- EACH FIELD MUST MEET NATIONAL FEDERATION OF STATE HIGH SCHOOL ASSOCIATIONS (NFHS) REQUIREMENTS
- PROVIDE A SAFE FACILITY FOR ATHLETES, SPECTATORS, & VISITORS
- MAXIMIZE REVENUE POTENTIAL THROUGH RENTALS
- MINIMIZE IMPACT TO APPROVED SITE PLAN
- ≤ \$5,915,000

ALTERNATE #1

- ## ■ STADIUM FIELD LIGHTING

ALTERNATE #2

- SOFTBALL/ MULTI-USE FIELD LIGHTING

ALTERNATE #3

- BASEBALL/ MULTI-USE FIELD LIGHTING

ALTERNATE #4

- ## ■ COMPETITIVE RUNNING TRACK AND TRACK EVENTS

ALTERNATE #5

- NON-FIXED TRACK EQUIPMENT

ALTERNATE #6

- PERIMETER FENCING

BID RESULTS: OCT 7, 2020

Company	Bid Price	Alt 1 Stadium Lighting	Sub-Total W/Alts 1	Alt 2 Softball Lighting	Sub-Total W/Alts 1 -2	Alt 3 Baseball Lighting	Sub-Total W/Alts 1 -3	Alt 4 Track & Field	Sub-Total W/Alts 1 -4	Alt 5 Equip	Sub-Total W/Alts 1 -5	Alt 6 Fence	Total W/Alts 1 -6
Heimlich Construction	\$4,444,000	\$400,000	\$4,844,000	\$259,000	\$5,103,000	\$360,000	\$5,463,000	\$614,000	\$6,077,000	\$283,000	\$6,360,000	\$90,000	\$6,450,000
Quirk Construction	\$5,350,000	\$400,000	\$5,750,000	\$240,000	\$5,990,000	\$353,000	\$6,343,000	\$720,000	\$7,063,000	\$250,000	\$7,313,000	\$95,000	\$7,408,000
D.W. White & Son	\$5,610,000	\$425,810	\$6,035,810	\$253,857	\$6,289,667	\$375,390	\$6,665,057	\$719,260	\$7,384,317	\$265,065	\$7,649,382	\$109,367	\$7,758,749
Argus Construction	\$5,760,000	\$440,000	\$6,200,000	\$270,000	\$6,470,000	\$405,000	\$6,875,000	\$650,000	\$7,525,000	\$310,000	\$7,835,000	\$99,000	\$7,934,000
R.A.D. Sports	\$5,979,000	\$471,145	\$6,450,145	\$288,392	\$6,738,537	\$427,046	\$7,165,583	\$926,714	\$8,092,297	\$90,857	\$8,183,154	\$105,070	\$8,288,224
Green Acres Construction	\$6,355,406	\$423,573	\$6,778,979	\$264,219	\$7,043,198	\$403,112	\$7,446,310	\$850,244	\$8,296,554	\$278,494	\$8,575,048	\$98,435	\$8,673,483
FieldTurf USA	\$6,414,528	\$461,265	\$6,875,793	\$310,160	\$7,185,953	\$413,052	\$7,599,005	\$1,483,003	\$9,082,008	\$229,510	\$9,311,518	\$142,380	\$9,453,898
H.I. Stone & Son	\$6,419,000	\$495,000	\$6,914,000	\$294,000	\$7,208,000	\$424,000	\$7,632,000	\$1,021,000	\$8,653,000	\$278,000	\$8,931,000	\$105,000	\$9,036,000

ANALYSIS OF LOW BID RECEIVED – HEIMLICH CONSTRUCTION

<u>Phase - Scope</u>	<u>Amount</u>	<u>Cum. Amount</u>
Base Bid – Construct 3 Synthetic Turf Athletic Fields	\$4,444,000	\$4,444,000
Alt 1 – Stadium Field Lighting	400,000	4,844,000
Alt 2 – Softball Field Lighting	259,000	5,103,000
Alt 3 – Baseball Field Lighting	360,000	5,463,000
Alt 4 – Track & Field	614,000	6,077,000
Alt 5 – Equipment	283,000	6,360,000
Alt 6 – Perimeter Fencing	90,000	6,450,000

SCHOOL COMMITTEE APPROVED FUNDING PLAN - UPDATE

	School Committee	Update	
Source of Funds	Vote 6/23/20	10/20/20	Difference
Surplus Funds - MSBA Project	4,100,000	3,887,000	(213,000)
Facilities Revolving Account	615,000	615,000	
Stabilization Account	<u>1,250,000</u>	<u>1,250,000</u>	
Budget Change	5,965,000	5,752,000	(213,000)

LOWEST QUALIFIED BID INCLUDING ALTERNATES

Project Components	Base Bid + Soft costs	Sub-Total W/Alt 1	Sub-Total W/Alts 1-2	Sub-Total W/Alts 1-3	Sub-Total W/Alts 1-4	Sub-Total W/Alts 1-5	Total W/Alts 1-6
Construction Budget	4,444,000	4,844,000	5,103,000	5,463,000	6,077,000	6,360,000	6,450,000
Contingency	444,400	484,400	510,300	546,300	600,000	600,000	600,000
SKANSKA (OPM)	315,000	315,000	315,000	315,000	315,000	315,000	315,000
KBA (Architect)	155,000	155,000	155,000	155,000	155,000	155,000	155,000
Other Costs (Fees, etc.)	141,000	141,000	141,000	141,000	141,000	141,000	141,000
Total – Project	5,499,400	5,939,400	6,224,300	6,620,300	7,288,000	7,571,000	7,661,000
10/27 Budget	5,752,000	5,752,000	5,752,000	5,752,000	5,752,000	5,752,000	5,752,000
DIFFERENCE	\$252,600	\$187,400	\$472,300	\$863,300	\$1,536,000	\$1,819,000	\$1,909,000

FINANCIAL BENEFITS OF PHASE 1 ATHLETIC FIELDS

- **ANNUAL FIELDS RENTAL REVENUE FROM PHASE I COMPLETE** (per Ballard-King report)
 - **\$340,000 – Year 1 (FY22)**
 - **\$450,000 – Year 2 (FY23) onward**

NOTE: The full build (Phase II) if completed, includes lighted Tennis Courts, concessions, locker rooms, bathrooms, etc. and will increase revenue to Facilities Revolving Accounts.

- **PHASE I COMPLETED AVOIDS RENTAL FEES & TRANSPORTATION COSTS FOR MINUTEMAN ATHLETIC PROGRAMS: SAVING **\$75,000 - \$100,000/YR.****
- **PHASE I COMPLETED FIELDS WILL ADD RENTAL REVENUE WITH OTHER DISTRICT SPACE (Theatre, gymnasium, corporate meeting rooms, restaurant)**

OVERVIEW OF BUDGETED ANNUAL DEBT AND REVENUE

	FY21	FY22	FY23	FY24	FY25	FY26	FY27	FY28
MSBA Project	\$4,543,832	\$5,642,363	\$5,594,238	\$5,440,613	\$5,586,613	\$5,568,613	\$5,618,463	\$5,698,888
ESCO Lease	\$520,453	\$535,137	\$550,408	\$566,290	\$582,808			
Field Alts 1-6 10 Yr @ 1.7%		\$223,250	\$219,925	\$216,600	\$213,275	\$209,950	\$206,625	\$203,300
TOTAL	\$5,064,285	\$6,400,750	\$6,364,571	\$6,223,503	\$6,382,696	\$5,778,563	\$5,825,088	\$5,902,188
Facilities Revolving Account Funds								
Rental Revenue from Alts 1-6		\$100,000	\$340,000	\$450,000	\$450,000	\$450,000	\$450,000	\$450,000
Set Aside to Capital Reserve Acct			(\$168,000)	(\$168,000)	(\$168,000)	(\$168,000)	(\$168,000)	(\$168,000)
Payment Field Alts 1-6 10 Yr @ 1.7%		(\$223,250)	(\$219,925)	(\$216,600)	(\$213,275)	(\$209,950)	(\$206,625)	(\$203,300)
DIFFERENCE		(\$123,250)	(\$47,925)	\$65,400	\$68,725	\$72,050	\$75,375	\$78,700

PROJECT SCOPE – PHASING 1

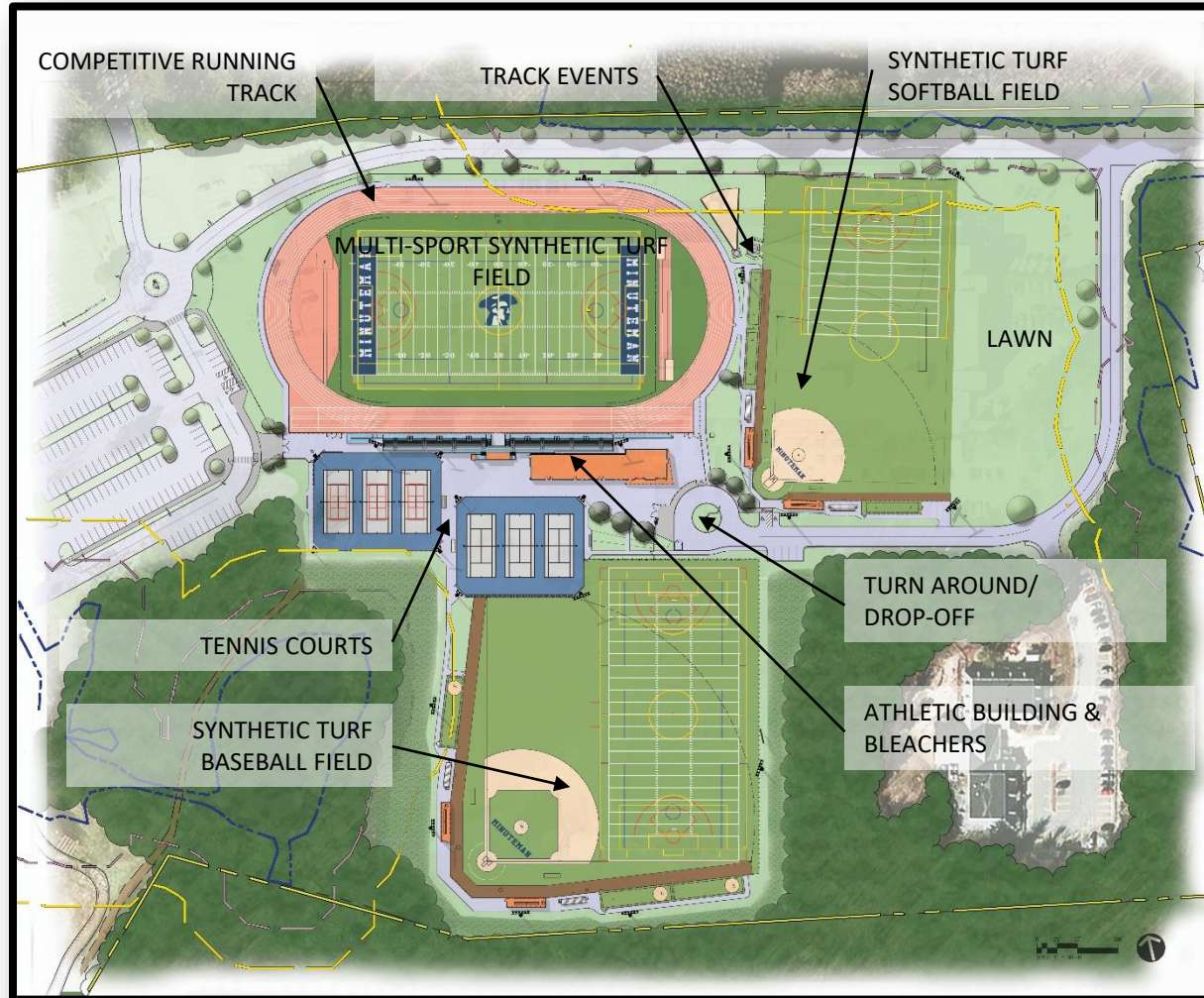
ANTICIPATED PROJECT CONSTRUCTION SCHEDULE

- **PROJECT AWARD** 10/28/2020
- **SUBMITTALS** 10/29/2020 – 12/18/2020
- **MOBILIZATION** 11/16/2020
- **SITE & BASE WORK** WINTER 2020 – SPRING 2021
- **SYNTHETIC TURF** SUMMER 2021
- **MISC. SITE & LANDSCAPING** FALL 2021
- **SUBSTANTIAL COMPLETION** OCTOBER 2021



CONSTRUCTION PHASING OPTIONS: PHASE 2

COMPLETE ATHLETIC FACILITY (FULL BUILD **TO BE BUILT LATER**)



SCOPE OF WORK

- **FULL-BUILD**
- MULTI-SPORT SYNTHETIC TURF FIELD
- COMPETITIVE RUNNING TRACK
- TRACK EVENTS
- TRACK AND FIELD LIGHTING
- VEHICLE TURN AROUND/ DROP-OFF LOOP
- SYNTHETIC TURF VARSITY SOFTBALL FIELD
- SYNTHETIC TURF VARSITY BASEBALL FIELD
- BASEBALL AND SOFTBALL FIELD LIGHTING
- **ATHLETIC BUILDING**
- **1,200 SEAT STADIUM BLEACHERS**
- **TENNIS COURTS AND LIGHTING**

ESTIMATED PROJECT COST

▪ CONSTRUCTION	\$18,500,000
▪ ESCALATION	\$ 650,000
▪ <u>OWNER SOFT COSTS</u>	<u>\$ 1,150,000</u>
▪ TOTAL	\$20,300,000

ANTICIPATED PROJECT SCHEDULE

▪ DESIGN	JUNE - JULY 2020
▪ BIDDING	AUGUST 2020
▪ CONSTRUCTION	SEPT. 2020 – OCT. 2021 (14 MONTHS)
▪ ESTABLISHMENT	N/A



MINUTEMAN REGIONAL VOCATIONAL TECHNICAL HIGH SCHOOL

Athletic Complex Project Update



Thank You!
QUESTIONS?

